

**SINKS • BUILT-IN**

SINKS / HOODS



# SKQ

Stainless steel sink with an essential design with clean and well-marked lines. Can be installed flush or semi-flush. Tray depth 215 mm

The QUADRA sinks can be combined with cooktops with the same radial frame. All HI-TECH models listed below are available. HFT40 ... - HPT45F - HPT65D - HPT65RD - HPT75D - HPT95... - XLPT90FD - HPT1230D - HPT125...



## SKQ34

1 TUB, 34X40 MM



Opening size: 375x435

## SKQ40

1 TUB, 40X40 MM



Opening size: 435x435

## SKQ80

1 TUB, 80 MM



Opening size: 835x435

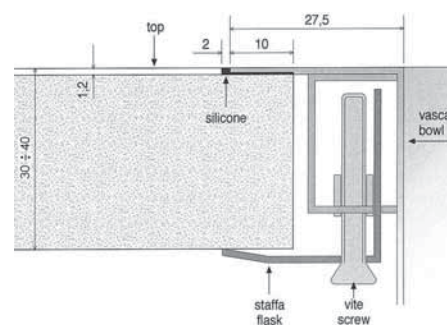
## SKQ4040

2 TUBS 40X40 MM

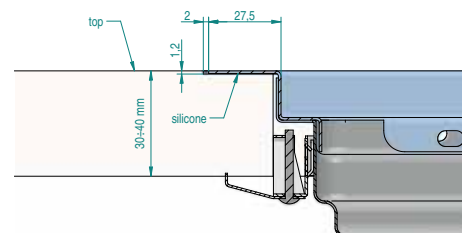


Opening size: 875x435

## Quadra series sinks



## Top flush hob



# SK

TECHNOLOGY: These sinks are made of 80% natural granite powder and 20% acrylic resin. The features of these elements mean that ILVE sinks are resistant to scratches and thermal shocks and extremely sturdy against accidental impacts.

## COLOURS

ANTIQUE  
WHITE

OATMEAL

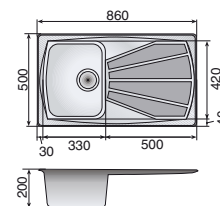
GRAPHITE/  
MAT

### SK90V1G

1 TUB AND DRIP TRAY



Opening size: 840 x 480

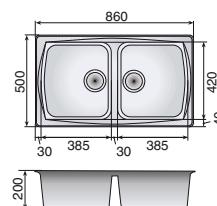


### SK90V2

2 TUBS



Opening size: 840 x 480

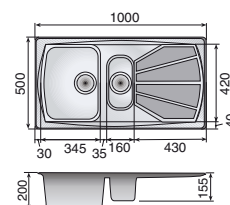


### SK100V2G

2 TUBS AND DRIP TRAY



Opening size: 980 x 480

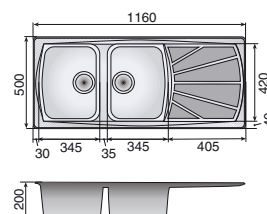


### SK120V2G

2 TUBS AND DRIP TRAY



Opening size: 1140 x 480



# C435

Copper is a pure, untreated material subject to natural oxidation. This is not a defect but a physical property of the material.



ANTIQUÉ WHITE



BLUE



GRAPHITE/MAT



BURGUNDY



COPPER



EMERALD GREEN



STAINLESS STEEL



\* COPPER

\* COPPER IS A PURE, UNTREATED MATERIAL SUBJECT TO NATURAL OXIDATION. THIS IS NOT A DEFECT BUT A PHYSICAL PROPERTY OF THE MATERIAL.

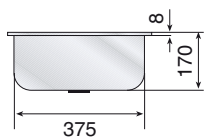
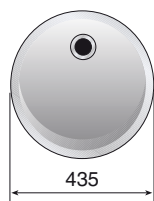
## CIRCULAR BUILT-IN SINKS

CIRCULAR SINK ANTIQUÉ WHITE - BLUE - GRAPHITE/MAT - BURGUNDY - COPPER - EMERALD GREEN

### C435

CIRCULAR SINK STAINLESS STEEL

CIRCULAR SINK COPPER



Hole size: Ø 425

## ACCESSORIES AND OPTIONS

**C435CE** SINK BASKET

**C435TA** SINK COVER CUTTING BOARD

# SK / SKQ



## FAUCET WITH EXTRACTABLE SPRAYER

**A/413/05/01** ANTIQUE WHITE

**A/413/05/04** OATMEAL

**A/413/05/10** GRAPHITE/MAT



## STAINLESS STEEL CURVED TAP

**A/413/07** STAINLESS STEEL



## STAINLESS STEEL TOWER FAUCET

**A/413/06** STAINLESS STEEL